

Super-mini Two-wire Signal Conditioners T-UNIT

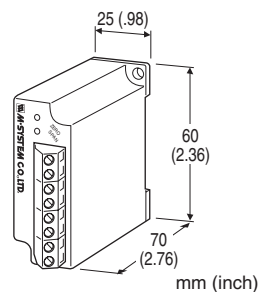
INPUT LOOP POWERED ISOLATOR

Functions & Features

- Loop-powered design eliminates output loop power supply
- 500 V DC input-to-output isolation
- Highdensity mounting

Typical Applications

- Isolation between control room and field instrumentation, between telemetering system and input device
- Eliminates ground problems in existing systems thanks to easiness of application without requiring additional power wiring



MODEL: TSN-[1]

ORDERING INFORMATION

- Code number: TSN-[1]
- Specify a code from below for [1]
(e.g. TSN-H6)

[1] INPUT / OUTPUT

blank: 4 - 20 mA DC / 1 - 5 V DC
H6: 10 - 50 mA DC / 1 - 5 V DC

GENERAL SPECIFICATIONS

Construction: Stand-alone; terminal access at the front
Connection: Euro terminal
Housing material: Flame-resistant resin (black)
Isolation: Input to output
Zero adjustment: -5 to +5 % (front)
Span adjustment: 95 to 105 % (front)

INPUT & OUTPUT

■ Input 4 - 20 mA DC / OUTPUT 1 - 5 V DC

Equivalent input impedance: Approx. 250 Ω with 20 mA input

Operational range: 3 - 22 mA DC
(Accuracy is assured within 4 - 22 mA)

Load resistance: 50 k Ω min.

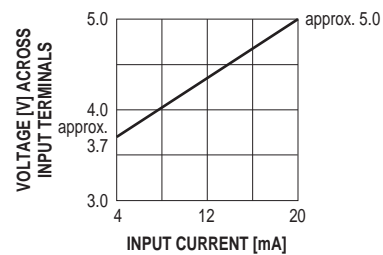
■ Input 10 - 50 mA DC / OUTPUT 1 - 5 V DC

Equivalent input impedance: Approx. 100 Ω with 50 mA input

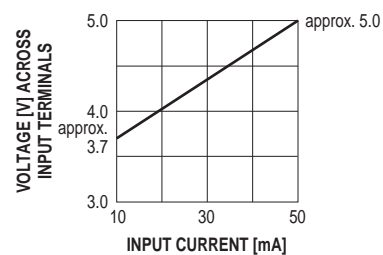
Operational range: 7 - 55 mA DC
(Accuracy is assured within 8 - 55 mA)

Load resistance: 50 k Ω minimum

• INPUT 4 - 20 mA DC / OUTPUT 1 - 5 V DC



• INPUT 10 - 50 mA DC / OUTPUT 1 - 5 V DC



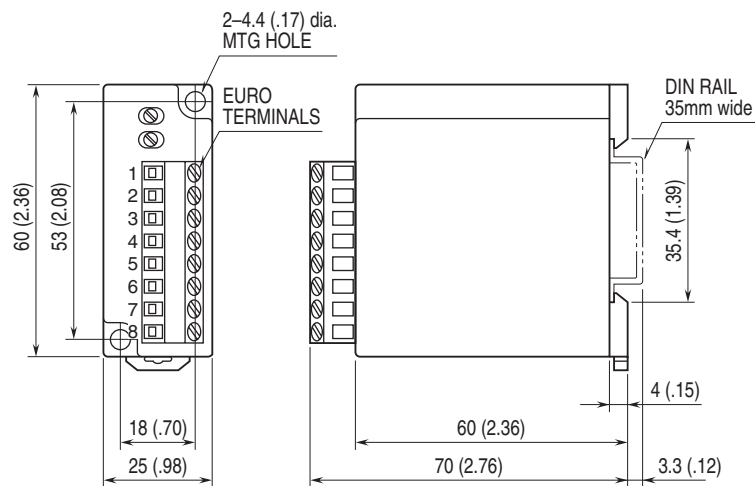
INSTALLATION

Operating temperature: -5 to +60°C (23 to 140°F)
Operating humidity: 30 to 90 %RH (non-condensing)
Mounting: Surface or DIN rail
Weight: 120 g (0.26 lbs)

PERFORMANCE in percentage of span

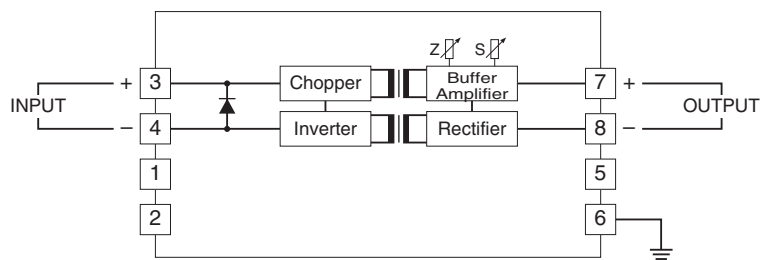
Accuracy: ± 0.1 %
Temp. coefficient: ± 0.015 %/°C (± 0.008 %/°F)
Response time: ≤ 0.5 sec. (0 - 90 %)
Insulation resistance: ≥ 100 M Ω with 500 V DC
Dielectric strength: 500 V AC @ 1 minute (input to output)

EXTERNAL DIMENSIONS & TERMINAL ASSIGNMENTS unit: mm (inch)



•When mounting, no extra space is needed between units.

SCHEMATIC CIRCUITRY & CONNECTION DIAGRAM



Specifications are subject to change without notice.